



Norfolk Public Schools
The cornerstone of a proudly diverse community

Learning in Place



Kindergarten

Student Name

Social Studies Learning in Place Plans

Kindergarten Week 1

Textbook Access: <https://student.efiveponds.com/> **Username:** NorfolkS **Password:** 23510S

Monday March 23	Tuesday March 24	Wednesday March 25	Thursday March 26	Friday March 27
<p>Audio version of textbook available online.</p> <p>Read textbook page 50 section: Using a Map. Students look at the Lake School map on page 51. Answer questions on a piece of paper:</p> <ol style="list-style-type: none"> 1) What colors do you see on map? 2) What color is the land? 3) What color is the water? 4) Write the name of two pictures you see on the map. 	<p>Audio version of textbook available online.</p> <p>Read textbook page 50 section: Map Legends (sentence only). Look at the Lake School map on pg 51.</p> <ol style="list-style-type: none"> 1) Where is the map legend on page 51? 2) Look at the map legend. Find the symbol for the buses. Point to the buses on the map. This is where the buses park at the Lake School. 3) Point to the symbol for the playground in the map legend. Find the symbol on the map. 4) Find the symbol for the classrooms. Where are the classrooms on the map? Are they near the playground? 5) Look back at pg 50. Can you help the boy find the library on the map? 	<p>Students read and observe the Post Park map.</p> <ol style="list-style-type: none"> 1) Look at the map legend. What symbols do you see? What places can we find on the map? 2) Look at the yellow arrows on the sides of the map. These arrows tell us the direction of places. The directions are north, east, south, and west. 3) Find the sandbox. What direction on the map is the sandbox? 4) Find the swing. What direction on the map is the swing? 5) If you walked from the swing to the slide, what direction would you be walking? 6) If you walked from the slide to the benches, what direction would you be walking? 	<p>Students read and observe the Post Park map.</p> <p>Write the word that completes these sentences. Use the words near and far.</p> <ol style="list-style-type: none"> 1) The fountain is _____ the benches. 2) The seesaw is _____ from the swing. <p>Write the word that completes these sentences. Use the words left and right.</p> <ol style="list-style-type: none"> 3) The swing is on the _____ of the tree. 4) The seesaw is on the _____ of the tree. 	<p>Students will choose a place such as a room in their house, a park, or another familiar location and create a map of it on drawing paper. Students should draw the four directions and arrows on the map and label them north, east, south, and west.</p> <p>Students will write 2-3 sentences about where things are located on the map, using the words <i>north, south, east, west, near, far, left, and right</i> to help with describing the location of those things.</p>

Social Studies Learning in Place Plans

Kindergarten Week 2

Textbook Access: <https://student.efiveponds.com/> **Username:** NorfolkS **Password:** 23510S

Monday March 30	Tuesday March 31	Wednesday April 1	Thursday April 2	Friday April 3
<p>Audio version of textbook available online.</p> <p>Look at page 54 and 55 of your textbook. What do you notice about the girl? Why do you think she has a coat and scarf on?</p> <p>Write your answers to the following questions on paper. Look at the pictures on page 56. What is different about where the two kids are?</p> <p>Read pg 56. What is your location?</p> <p>Read and look at the pictures on page 57. How are these places different? Which place would you like to live?</p>	<p>Audio version of textbook available online.</p> <p>Read page 58 and 59.</p> <p>Physical surroundings means the land and water in a location.</p> <p>Look at the activities you can do in each location. The man and boy are standing on a mountain. Have you ever been to a beach, river, or mountain?</p> <p>Write your answers to the following questions on paper.</p> <ol style="list-style-type: none"> 1) Do you live near water? 2) Do you live near mountains? 	<p>Physical Surroundings is the land and bodies of water in a location. Our location is Norfolk. In Norfolk, we are surrounded by water. You have probably gone over a bridge and seen water when driving in a car. We also have land in Norfolk. Some places in Norfolk have many buildings and stores.</p> <p>Draw a picture of your location in Norfolk. Be sure to include what you see outside your home and when you drive around the city.</p>	<p>Audio version of textbook available online.</p> <p>Look at the title on page 60. When have you been cold? When have you been hot? Read page 60. What is the weather today? What was the weather yesterday?</p> <p>Read page 61. Climate is the kind of weather that happens over a long period of time. Virginia's climate is mild. That means it isn't too hot or too cold.</p> <p>Draw a picture of the weather today. Write a sentence to describe your picture.</p>	<p>Different places have different climate.</p> <p>Complete Reproducible 58. Color and cut out the pictures at the bottom. Glue the pictures that belong in each climate.</p>

Social Studies Learning in Place Plans

Kindergarten Week 3

Textbook Access: <https://student.efiveponds.com/> **Username:** NorfolkS **Password:** 23510S

Monday April 6	Tuesday April 7	Wednesday April 8	Thursday April 9	Friday April 10
<p>Audio version of textbook available online.</p> <p>Read pages 62-63.</p> <p>Point to the picture that shows Spring. Point to the picture that shows Winter. Point to the picture that shows Fall. Point to the picture that shows Summer.</p> <p>Write down the answers to the questions on a piece of paper.</p> <ol style="list-style-type: none"> 1) Which season do we wear hats and gloves? 2) Which season do we go swimming in pools and at the beach? 3) What season are we in right now? 	<p>Audio version of textbook available online.</p> <p>Review the pictures of the seasons on pages 62-63.</p> <p>Draw a picture that shows your favorite season. Write 1-2 sentences that tell why you like that season the best.</p> <p>My favorite season is _____.</p> <p>I like it because _____.</p> <p>_____.</p>	<p>Audio version of textbook available online.</p> <p>Review the seasons on pages 62-63.</p> <p>What do you think a tree looks like in each season? Read the following sentences.</p> <p>In the spring, trees grow new leaves that are bright green.</p> <p>In the summer, the tree is full of green leaves and flowers.</p> <p>In the fall, the leaves on a tree turn red, orange, and yellow.</p> <p>In the winter, the leaves on the tree fall off and you only see the branches.</p> <p>Draw a picture of a tree for each of the seasons.</p>	<p>Audio version of textbook available online.</p> <p>During different seasons we were different clothes because of the temperature or climate. Look at pages 62-63. What clothes do you see the kids wearing during the different seasons?</p> <p>Draw a picture of yourself for each season. Be sure to draw the correct clothes you would wear. Label each picture with the name of the season.</p>	<p>Audio version of textbook available online.</p> <p>Read pages 64-65.</p> <p>Write the answers to these questions on a piece of paper.</p> <ol style="list-style-type: none"> 1) How does your family get to different places? 2) What kind of transportation do you use to go to school? (Bus, car, bike, walk) 3) What are the four types of transportation on page 65? 4) Which one would you like to use when you are an adult?

North

Post Park

West

East

South

Map Key



Seesaw



Tree



Slide



Bench



Swing



Fountain



Food



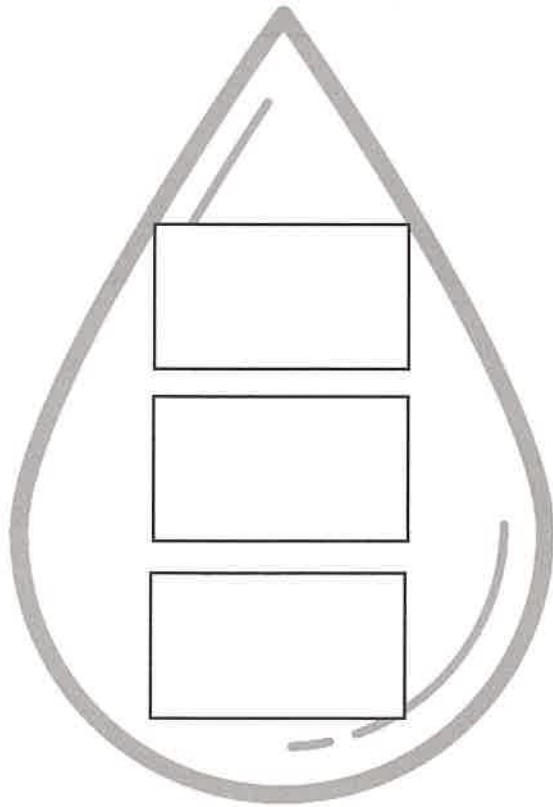


Sandbox

CLIMATE

Name _____

1. Color and cut out the pictures at the bottom of the page.
2. Glue the pictures that belong in a COLD climate in the snowflake.
3. Glue the pictures that belong in a HOT climate in the sun.
4. Glue the pictures that belong in a WET climate in the raindrop.



NPS Learning in Place Mathematics Kindergarten



	Monday	Tuesday	Wednesday	Thursday	Friday
Week 1	Missing Numbers	Hundreds Chart	Number Boards Activity 1	Number Boards Activity 2	Number Boards Activity 3
Week 2	Circles Activity	Squares Activity	Triangles Activity	Rectangles Activity	Shape Hunt
Week 3	Story Math	Story Problems	What's My Value?	Coin Matching Activity	Heavier and Lighter Activity

Students may need support to read the directions or content on the math pages.

Name _____

Fill in the missing numbers.

1	2	3		5	6		8	9	10
11		13	14		16	17		19	

1		3		5		7			10
		13				17	18		20

Name _____

Color the 10's on the hundred chart. Count by tens.

1	2	3	4	5	6	7	8	9	10
11	12	13	14	15	16	17	18	19	20
21	22	23	24	25	26	27	28	29	30
31	32	33	34	35	36	37	38	39	40
41	42	43	44	45	46	47	48	49	50
51	52	53	54	55	56	57	58	59	60
61	62	63	64	65	66	67	68	69	70
71	72	73	74	75	76	77	78	79	80
81	82	83	84	85	86	87	88	89	90
91	92	93	94	95	96	97	98	99	100

Number Boards

Cut the Number Boards and Digit cards apart.

Activity 1

- 1) Turn the Number Board cards face down.*
- 2) Pick up two cards.*
- 3) Say the number.*
- 4) Which one has more? Which set has fewer?*
- 5) Put them back down.*
- 6) Repeat 5 times.*


Activity 2

- 1) Place the Number Board cards in one pile and the Digit Cards in one pile.*
- 2) Pick up one card from each pile.*
- 3) Say the number.*
- 4) Do they match? If so, keep them. If not, place them back.*
- 5) Repeat 3 times.*


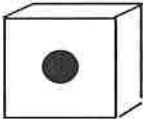




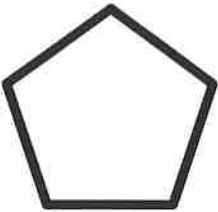
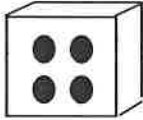
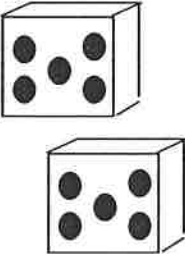




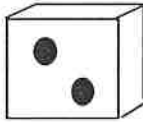






Activity 3

- 1) Turn the Number Board cards face down.*
- 2) Pick up three cards.*
- 3) Say the numbers.*
- 4) Place them in order least to greatest.*
- 5) Put them back down.*
- 6) Pick up three cards.*
- 7) Say the numbers.*
- 8) Place them in order least to greatest.*
- 9) Put them back down.*
- 10) Repeat 3 times.*

Number Board 1



Number Board 3

Digit Cards (copy and cut apart)

1

2

3

4

5

6

7

8

9

10

1

2

3

4

5

6

7

8

9

10

11

12

13

14

15

16

17

18

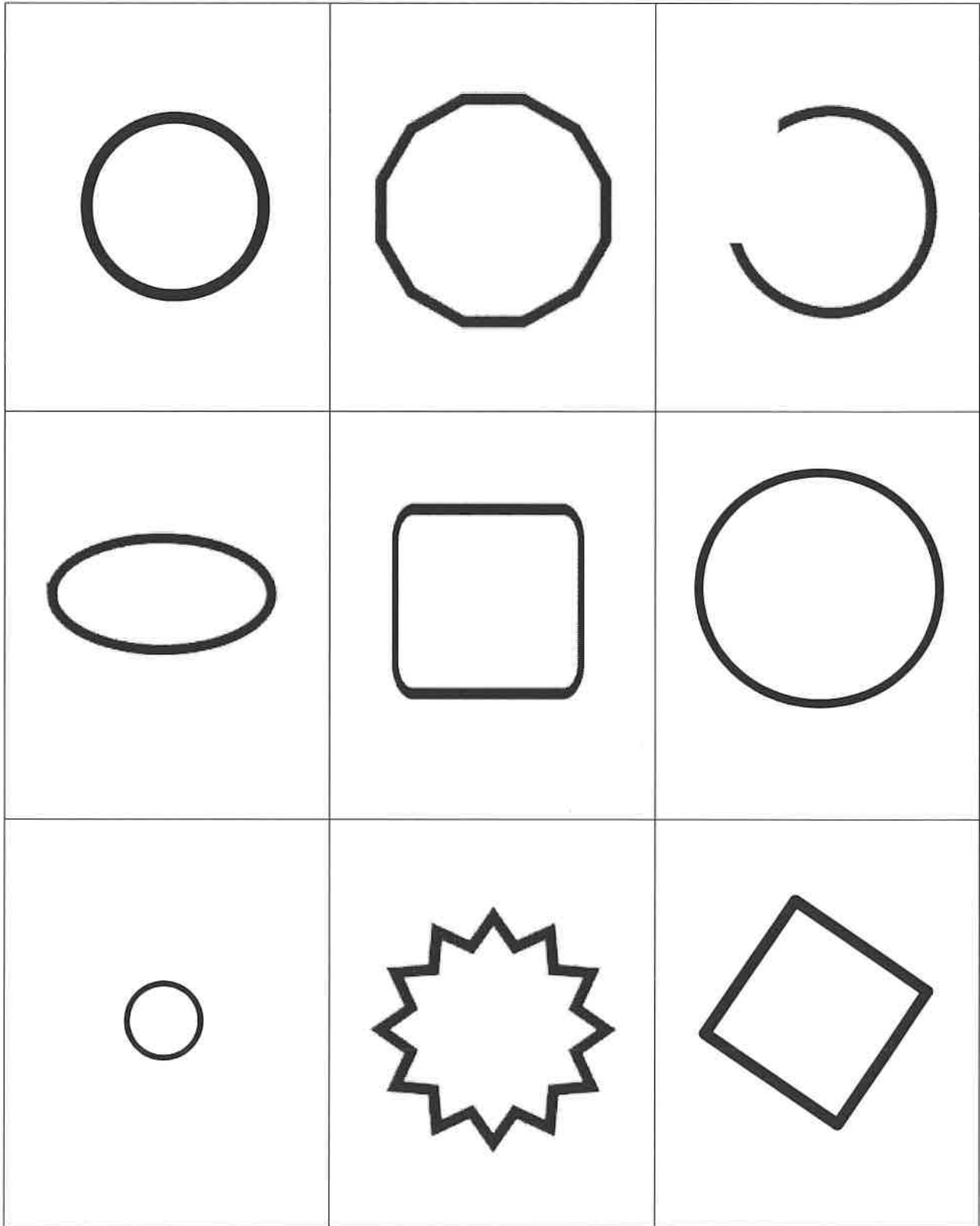
19

20


11

12

Name _____ Color the circles.




Name _____ Color the squares.

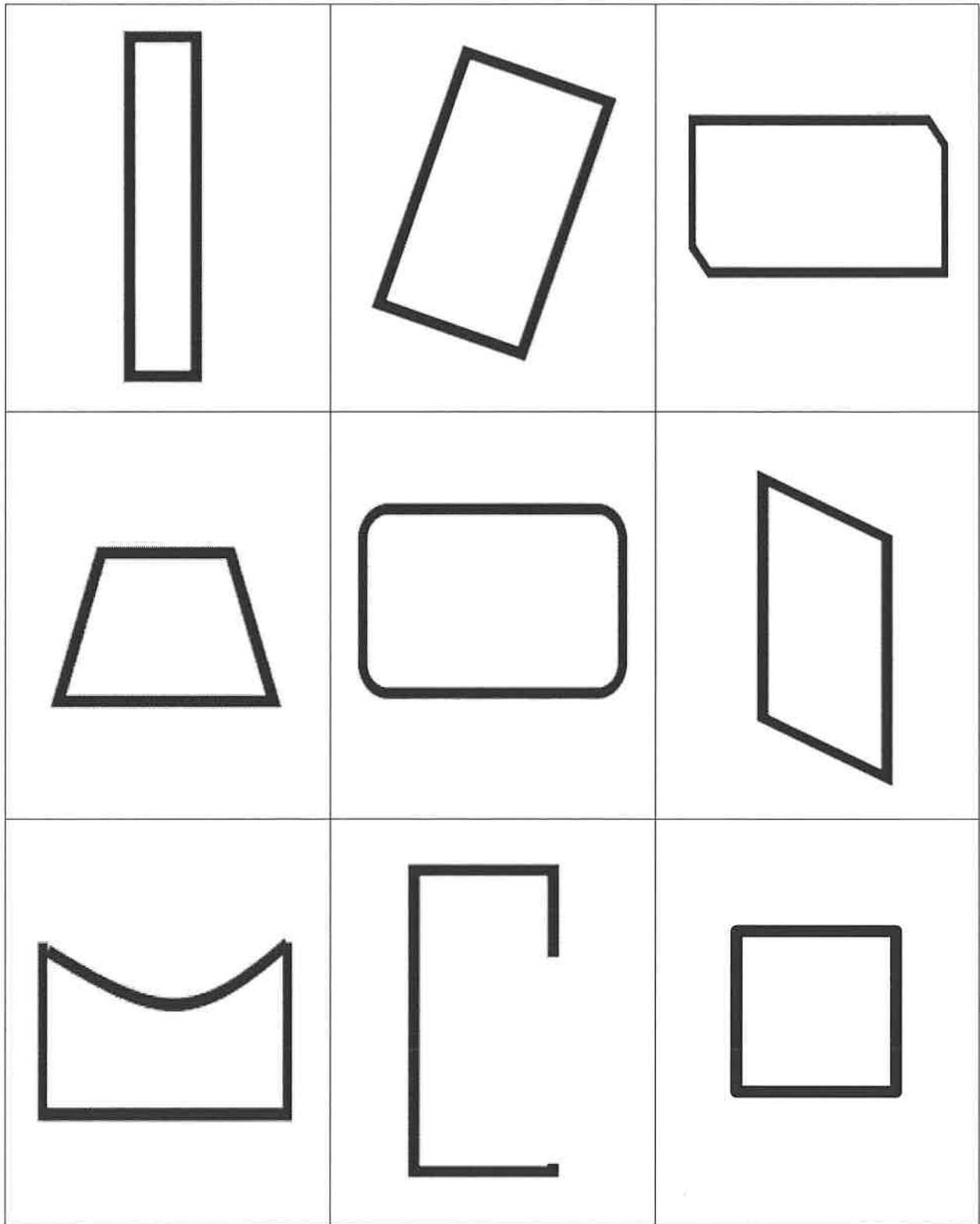


Name _____

Color the triangles.



Name _____ Color the rectangles.



Name _____

Shape Hunt

Look around your home for an example of each shape.

Draw a picture of it.


Circles	
Rectangles	
Squares	
Triangles	

Story Math

Cut the pictures apart.

Tell a math story. Act it out using the pictures.

Example: There are 3 frogs in the pond. 2 more frogs jump in. How many frogs are in the pond now? 3 and 2 makes _____



Name: _____

Story Problem Activity Sheet

Draw pictures to help you solve the problems.

Marsha had 1 cracker. Brad gave her 8 of his crackers. How many crackers does Marsha have now?





Marsha had 10 bouncy balls. She gave 3 to Brad. How many bouncy balls does Marsha have left?

Sally has 3 green balloons and 3 yellow balloons. How many balloons does she have?

Johnny has 5 balloons. Some of them are blue and some of them are red. How many balloons can be blue and how many can be red?

Name _____

What's My Value?

Coin	Show the value by drawing pennies.	Write the value.
 penny		_____ cent
 nickel		_____ cents
 dime		_____ cents
 quarter		_____ cents

Name Match – Cut the cards apart. Play a matching game.



penny



nickel




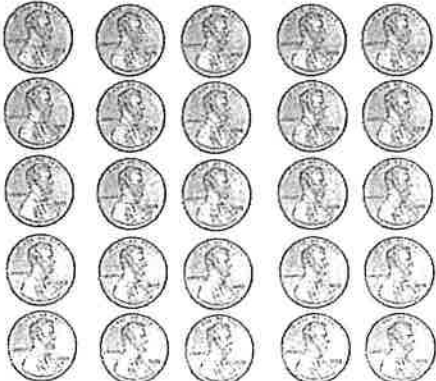


dime



quarter

Cut the cards apart. Play a matching game.

	1 cent
	5 cents
	10 cents
	25 cents

Norfolk Public Schools

Science Learning in Place Plan – Kindergarten

Week 1

Monday	Tuesday	Wednesday	Thursday	Friday
Kindergarten Science Fusion Textbook Pages Seasonal Changes				
Seasons pg. 91 <ul style="list-style-type: none"> Make observations of the images, how are they alike and different 	Spring pg. 92 <ul style="list-style-type: none"> Circle the young animal Summer pg. 93 <ul style="list-style-type: none"> Circle the young deer doing what the mother is doing. 	Fall pg. 94 <ul style="list-style-type: none"> Circle the animal getting ready for winter. Winter pg. 95 <ul style="list-style-type: none"> Draw what winter is like were you like. 	Draw a picture of what a bear does in the summer and what a bear does in the winter.	Sum it Up! pg.96 Show what the tree looks like in spring, summer, fall, and winter.

Week 2

Monday	Tuesday	Wednesday	Thursday	Friday
Kindergarten Science Fusion Textbook Pages Content to Review				
Science Skills pg. 5 <ul style="list-style-type: none"> Read and make observations pg. 6 <ul style="list-style-type: none"> Read Draw (Observe your hand draw what you observe.) 	pg. 7 <ul style="list-style-type: none"> Read Draw (Color each block to match each group.) 	Sum it Up! <ul style="list-style-type: none"> First row – circle the child measuring something Second row – Circle the child sorting things. 	Science Tools pg. 9 <ul style="list-style-type: none"> Read and make observations pg. 10 <ul style="list-style-type: none"> Read Draw (Draw something you can measure with a ruler.) 	pg. 11 <ul style="list-style-type: none"> Read Circle the thermometer pg. 12 <ul style="list-style-type: none"> First row – Circle the ruler. Second row – Circle the hand lens Second row – Circle the measuring cup

Week 3				
Monday	Tuesday	Wednesday	Thursday	Friday
Kindergarten Science Fusion Textbook Pages The Sun				
<ul style="list-style-type: none"> ▪ The parent will read “The Sun” to the student. ▪ Students will look at the image on the read “The Sun” quick read. They will share one thing they notice and one thing they wonder. 	<ul style="list-style-type: none"> ▪ The parent will read “The Sun” to the student. ▪ Students will copy and complete the following sentence: The sun gives us _____. 	<ul style="list-style-type: none"> ▪ The parent will read “The Sun” to the student. ▪ Students will explain orally why the sun is important to Earth. 	<ul style="list-style-type: none"> ▪ The parent will read “The Sun” to the student. ▪ Students will explain orally why the sun is important to animals. ▪ Students will explain orally why the sun is important to plants. 	<ul style="list-style-type: none"> ▪ The parent will read “The Sun” to the student. ▪ Students will explain orally what happens when the sun does not shine.

Seasons


spring



summer



winter



fall



Name _____

spring

The seasons follow a pattern.
In spring, animals are born or hatched.
Warm weather helps plants grow.



Name _____

summer



Summer comes after spring.
In summer, plants grow bigger.
Young animals grow and learn.

► Circle the young deer doing what its mother is doing.

Name _____

fall



Fall comes after summer.
Leaves, nuts, and fruit fall from the trees.
Animals get ready for winter.

Name _____

winter



Draw.



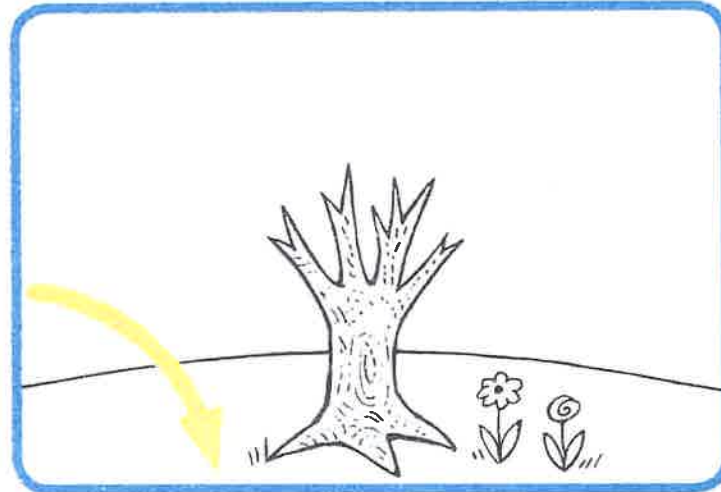
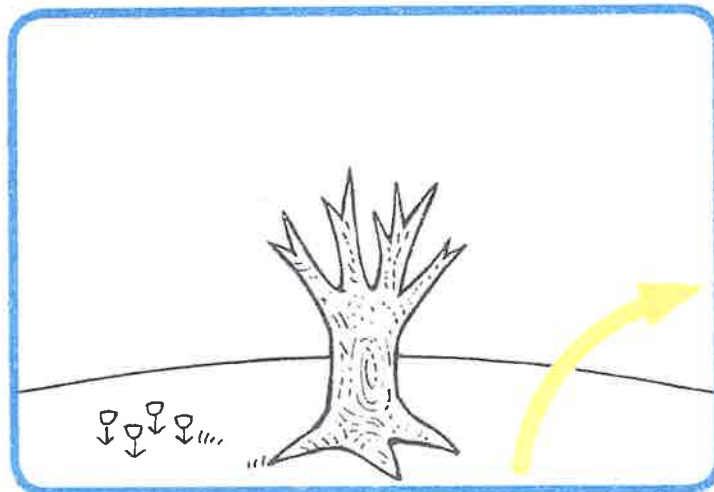


Winter comes after fall.
Many trees lose all their leaves.
Some animals change in winter.


► Draw what winter is like where you live.

Name _____

Sum It Up!



Science Skills



observe



compare






measure



sort

Name _____



© Marshall Miller/Harvard Graduate Program © All Rights Reserved


Name _____



compare



sort




We compare how things are alike and different.
We sort things that are alike into groups.

Name _____

Sum It Up!



Science Tools



Name _____



hand lens



ruler



Draw.

We use science tools to learn about things.
A hand lens makes things look bigger.
A ruler can show how long something is.

Name _____



balance



thermometer



measuring cup


A balance shows which thing is heavier.

A thermometer shows how warm it is.

A measuring cup shows how much water.

Name _____

Sum It Up!



The Sun



The sun is a star. It is in the center of our solar system. The sun gives us light. It also warms things on the earth. The sun is helpful for plants and animals, but too much sunlight can be harmful.

NPS Learning in Place English

Grade: Kindergarten



	Monday	Tuesday	Wednesday	Thursday	Friday
Week 1	<p>Poem: Ice Cream Read together 3 times. Illustrate the poem. Complete:</p> <ul style="list-style-type: none"> • Rhyme Time • Vowel Match <p>Daily Journal Writing READ 14.2: Read a book of choice</p>	<p>Poem: Ice Cream Re-read together 3 times. Circle the rhyming words. Write and draw a picture of two words that rhyme with cone and treat. Complete:</p> <ul style="list-style-type: none"> • A-D Handwriting Time <p>Daily Journal Writing READ 14.2: Read a book of choice</p>	<p>Poem: Ice Cream Read independently 3 times. Complete:</p> <ul style="list-style-type: none"> • E-H Handwriting Time <p>Daily Journal Writing READ 14.2: Read a book of choice</p>	<p>Story: The Big Trip Read together and answer the questions. Complete:</p> <ul style="list-style-type: none"> • Splashy Sounds • Sunny Sentences <p>Daily Journal Writing READ 14.2: Read a book of choice</p>	<p>Story: The Big Trip Re-read together and retell the story. Complete:</p> <ul style="list-style-type: none"> • Story Graphic Organizer <p>Daily Journal Writing READ 14.2: Read a book of choice</p>
Week 2	<p>Poem: Little Tadpole Read together 3 times Illustrate the poem. Complete:</p> <ul style="list-style-type: none"> • Vowel Match • Splashy Sounds <p>Daily Journal Writing READ 14.2: Read a book of choice</p>	<p>Poem: Little Tadpole Re-read together 3 times. Write and draw a picture of two words that rhyme with frog and jump. Complete:</p> <ul style="list-style-type: none"> • I- L Handwriting Time <p>Daily Journal Writing READ 14.2: Read a book of choice</p>	<p>Poem: Little Tadpole Read independently 3 times. Complete:</p> <ul style="list-style-type: none"> • M-P Handwriting Time <p>Daily Journal Writing READ 14.2: Read a book of choice</p>	<p>Story: My Dog Read together and answer the questions. Complete:</p> <ul style="list-style-type: none"> • What's the Word? <p>Daily Journal Writing READ 14.2: Read a book of choice</p>	<p>Story: My Dog Re-read together and retell the story. Complete:</p> <ul style="list-style-type: none"> • Story Graphic Organizer <p>Daily Journal Writing READ 14.2: Read a book of choice</p>
Week 3	<p>Poem: Fireflies Read together 3 times. Illustrate the poem. Complete:</p> <ul style="list-style-type: none"> • Finish It • Blend Friends <p>Daily Journal Writing READ 14.2: Read a book of choice</p>	<p>Poem: Fireflies Re-read together 3 times. Circle the words that rhyme. Write and draw a picture of one word that rhymes with dark and stars. Complete:</p> <ul style="list-style-type: none"> • Q-T Handwriting Time <p>Daily Journal Writing READ 14.2: Read a book of choice</p>	<p>Poem: Fireflies Read independently 3 times. Complete:</p> <ul style="list-style-type: none"> • U-X Handwriting Time <p>Daily Journal Writing READ 14.2: Read a book of choice</p>	<p>Story: Summer Camp Read together and answer the questions. Complete:</p> <ul style="list-style-type: none"> • Sunny Sentences • Y-Z Handwriting Time <p>Daily Journal Writing READ 14.2: Read a book of choice</p>	<p>Story: Summer Camp Re-read together and retell the story. Complete:</p> <ul style="list-style-type: none"> • Story Graphic Organizer <p>Daily Journal Writing READ 14.2: Read a book of choice</p>

Students may need support to read the directions or content on the English pages.

Kindergarten Daily Journal and Reading Log

Directions: Each day complete the journal entry with one to two sentences and a picture.
Complete the reading log for the day.

**Week 1
Day 1**

What is your favorite treat and why?

READ 14.2 Title of book read:

**Directions: Each day complete the journal entry with one to two sentences and a picture.
Complete the reading log for the day.**

**Week 1
Day 2**

Tell about a time you had ice cream. What kind of ice cream did you have?

READ 14.2 Title of book read:

**Directions: Each day complete the journal entry with one to two sentences and a picture.
Complete the reading log for the day.**

**Week 1
Day 3**

What is your favorite color? Why?

READ 14.2 Title of book read:

Directions: Each day complete the journal entry with one to two sentences and a picture.
Complete the reading log for the day.

**Week 1
Day 4**

If you went on a trip where would you go? Why? Who and what would you take with you?

READ 14.2 Title of book read:

**Directions: Each day complete the journal entry with one to two sentences and a picture.
Complete the reading log for the day.**

**Week 1
Day 5**

Journal Topic of Your Choice! Write about anything you like!

READ 14.2 Title of book read:

**Directions: Each day complete the journal entry with one to two sentences and a picture.
Complete the reading log for the day.**

**Week 2
Day 1**

Tell a story about a frog. What does he look like? Where will he live?

READ 14.2 Title of book read:

**Directions: Each day complete the journal entry with one to two sentences and a picture.
Complete the reading log for the day.**

**Week 2
Day 2**

At recess, I like to _____

because _____

READ 14.2 Title of book read:

**Directions: Each day complete the journal entry with one to two sentences and a picture.
Complete the reading log for the day.**

**Week 2
Day 3**

What is your favorite season? Why?

READ 14.2 Title of book read:

**Directions: Each day complete the journal entry with one to two sentences and a picture.
Complete the reading log for the day.**

**Week 2
Day 4**

Would you rather have a pet dog or cat? Why?

READ 14.2 Title of book read:

**Directions: Each day complete the journal entry with one to two sentences and a picture.
Complete the reading log for the day.**

**Week 2
Day 5**

Journal Topic of Your Choice! Write about anything you like!

READ 14.2 Title of book read:

**Directions: Each day complete the journal entry with one to two sentences and a picture.
Complete the reading log for the day.**

**Week 3
Day 5**

Describe the sky in the night. What might you see in the sky at night?

READ 14.2 Title of book read:

**Directions: Each day complete the journal entry with one to two sentences and a picture.
Complete the reading log for the day.**

**Week 3
Day 2**

Describe the sky during the day. What might you see in the sky during the day?

READ 14.2 Title of book read:

Directions: Each day complete the journal entry with one to two sentences and a picture.
Complete the reading log for the day.

**Week 3
Day 3**

What is your favorite book? Why?

READ 14.2 Title of book read:

**Directions: Each day complete the journal entry with one to two sentences and a picture.
Complete the reading log for the day.**

**Week 3
Day 4**

If I received 3 wishes, I would wish for

READ 14.2 Title of book read:

**Directions: Each day complete the journal entry with one to two sentences and a picture.
Complete the reading log for the day.**

**Week 3
Day 5**

Journal Topic of Your Choice! Write about anything you like!

READ 14.2 Title of book read:

Ice Cream

Ice cream in a bowl or cone

As long as it's my very own.


Ice cream can be sticky or sweet,

It is my very favorite treat.

Name: _____

Rhyme Time

Cut out the pictures and glue them next to their rhyming match.
Change the first letter to write the word for the picture.




pit






mop





star





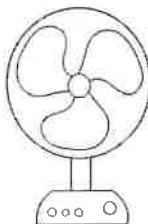
bun






log






fan





bee

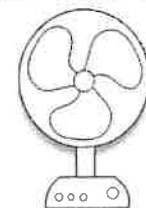
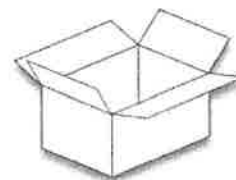


















Name: _____

Vowel Match








Cut out the pictures. Say the sounds in each word. Glue the picture under the correct middle sound.



Handwriting Time

Name: _____

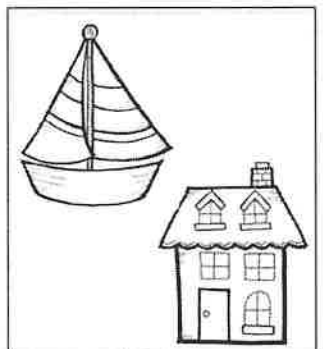


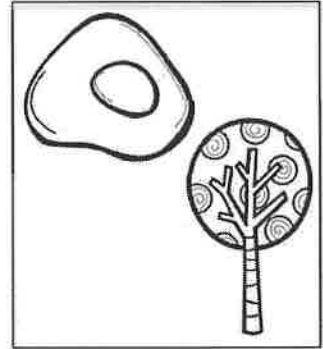
Practice writing uppercase and lowercase letters. Color the picture that begins with the letter sound. Cross out the one that does not.



Handwriting Time

Name _____

Practice writing uppercase and lowercase letters. Color the picture that begins with the letter sound. Cross out the one that does not.



Name: _____

Read All About It!

Read the story. Answer the questions about what you read.

The Big Trip

My mom said we can go on a trip! We will go on a jet to get there. It is hot where we will go. I will go with my mom and dad. I pack my bag with lots of stuff for the trip. I pack a hat and sunglasses. I am glad I can go on a trip!



1. Who will go on the trip?

2. What will the weather be like there? (circle one)

hot

cold

rainy


3. How will they get there?

4. What did he pack?

Splashy Sounds

Name: _____


Say the sounds in each word. Write the letter for the ending sound in each word and color the picture.




ho _____




do _____



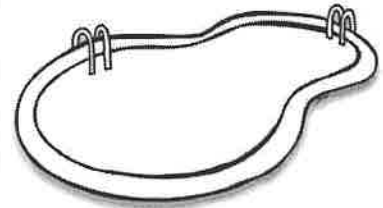
su _____




mu _____




boa _____



poo _____



bea _____



lea _____



ne _____

Sunny Sentences

Name: _____

Read the words. Put the words in order so they make sense. Pick one sentence to illustrate.



hat?

see

Did

my

you



to

in

He


likes

sit

sand.

the

Draw it!



The Big Trip

Retelling (Write 1 sentence in each box)	Illustration
First,	
Then,	
Next,	
Finally,	

Little Tadpole

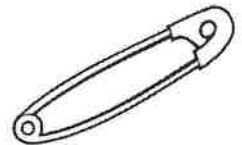













I'm a little tadpole,
Swimming in the pond.
Waiting to be a frog,
Just like my mom!

First, I'll grow back legs,
And then I'll get my front.
Last my tail with fall off,
And then I'm ready to jump!

Vowel Match

Name: _____

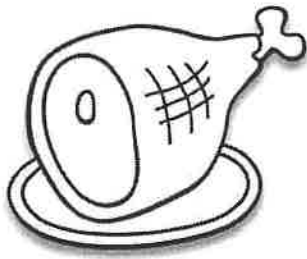
Cut out the pictures. Say the sounds in each word. Glue the picture under the correct middle sound.




Splashy Sounds

Name: _____

Say the sounds in each word. Write the letter for the beginning sound in each word and color the picture.




___ am



___ ire




___ tar



___ ig




___ all



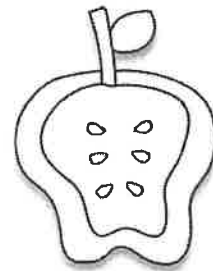
___ in



___ ent



___ uck









___ pple

Handwriting Time

Name: _____

Practice writing uppercase and lowercase letters. Color the picture that begins with the letter sound. Cross out the one that does not.



Handwriting Time

Name _____

Practice writing uppercase and lowercase letters. Color the picture that begins with the letter sound. Cross out the one that does not.

M M

m m

N N




n n

O O

o o

P P

p p



Name: _____

Read All About It!

Read the story. Answer the questions about what you read.

My Dog

I have a dog Spot. He is a big dog. He has black spots. I have fun with him! We play in the sun. He runs and gets a stick for me. Spot can do a trick. He can jump up and spin. Spot is my best pal.



1. What does Spot have on him?

2. What trick can Spot do?


3. What does Spot run and get?


4. Is Spot big or little?

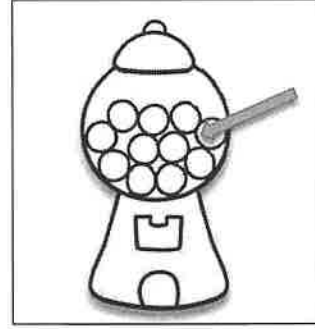
What's the Word?


Name: _____

Say the sounds in each word. Write the word.




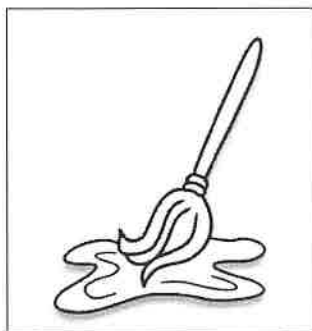


















My Dog

Retelling (Write 1 sentence in each box)	Illustration
First,	
Then,	
Next,	
Finally,	

Fireflies

Fireflies, fireflies light up the dark.

Kids search up and down for their spark.


Catch one! Catch two! Put them in jars.

Now, watch them glitter like the stars.


Finish It!

Name: _____

Say the sounds in each word. Fill in the missing letters.




w d _




_ i d



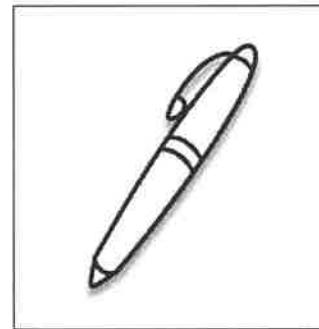
c _ b




f _ n




h _ n



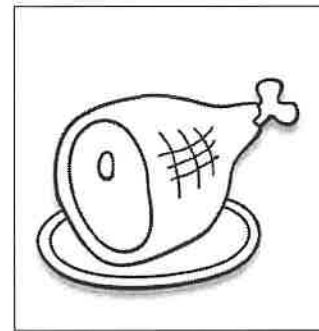
p e _



_ u n



t _ p

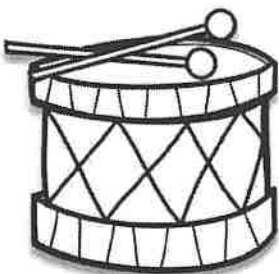


h a _


Blend Friends

Name: _____


Say the sounds in each word. Write the two letters that make the blend in each word and color the picture.




___ __ um



___ __ ag




___ __ ab




___ __ og



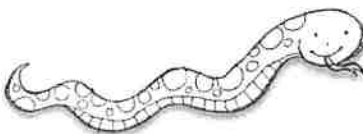
___ __ ar



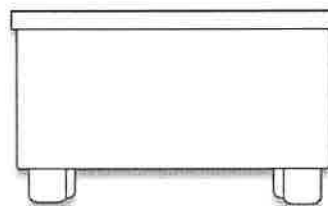
___ __ ane



___ __ ain



___ __ ake

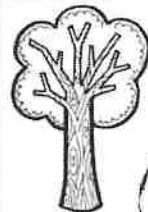

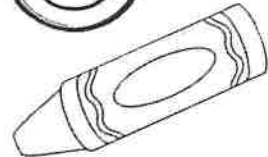
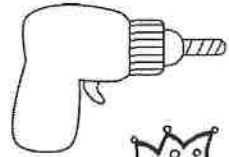
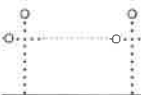
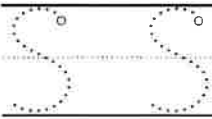

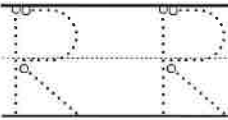
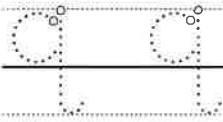
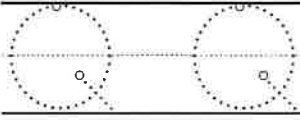


de ___ __

Handwriting Time

Name: _____

Practice writing uppercase and lowercase letters. Color the picture that begins with the letter sound. Cross out the one that does not.



Handwriting Time

Name _____

Practice writing uppercase and lowercase letters. Color the picture that begins with the letter sound. Cross out the one that does not.

U U

u u

V V

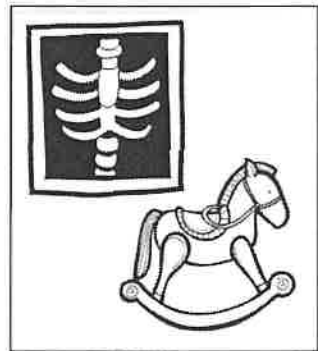
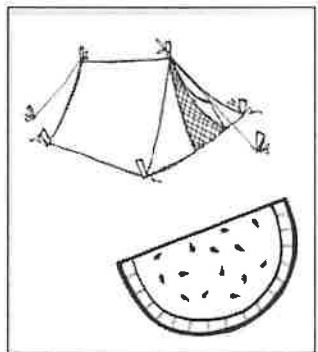

v v

W W

w w

X X

x x



Name: _____

Read All About It!

Read the story. Answer the questions about what you read.

Summer Camp

I like to go to summer camp. I go for five days.

At camp we do a lot. We can swim in the pond.

We can dig in the sand. We can do a craft.

At camp I go to bed in a tent!

It is fun at camp!



1. What is the setting of the story?

2. Tell one thing she can do at camp.

3. How many days does she go to camp? (circle one)

one

two

three

four

five

4. Where will the girl sleep?

Sunny Sentences

Name: _____


Read the words. Put the words in order so they make sense. Pick one sentence to illustrate.



sun hot. is The yellow and



fat is cat? the Where



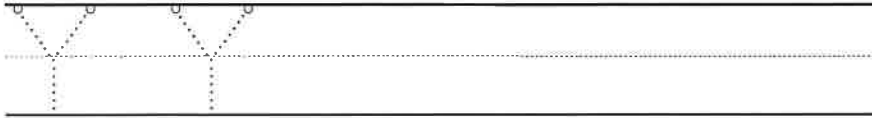


Draw it!

Handwriting Time

Name _____

Practice writing uppercase and lowercase letters. Color the picture that begins with the letter sound. Cross out the one that does not.



Summer Camp

Retelling (Write 1 sentence in each box)	Illustration
First,	
Then,	
Next,	
Finally,	